

Combo prep station

Standard above A+ fridge drawer (VAS2)
or A+ fridge above standard drawer (AVS2)



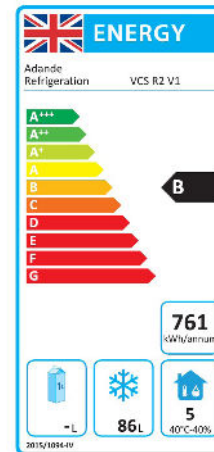
Blast Chill

For added functionality a BC option is available with Standard Drawers

Applications

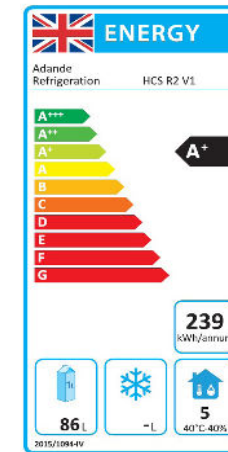
- Ergonomic storage solution, right at the point of use
- Ideal for meat, deli & dessert prep
- Perfect for garnish and 'mise en place' generally
- Frozen storage by the deep fry station, with worktop mounted Fry Basket Rack as an optional extra

Hydrocarbon R600a Refrigerant



Standard Drawer

'B' Energy Rating in freezer mode
'A' Energy Rating in fridge mode
(Consumption 307 kWh/annum)



A+ Fridge Drawer

'A+' Energy Rating
(Consumption 239 kWh/annum)



Storage Capacity

Gastronorm (GN) Pans
4 x 1/1 GN
100 mm Deep
or equivalent (per Drawer)

Maximum Weight
40 kg of Food (per Drawer)

Volume
86 Litres (per Drawer)

Climate Testing

Tested to **Climate Class 4** (30°C & 55% relative humidity) for temperature and energy consumption and to **Climate Class 5** (40°C & 40% relative humidity) for temperature

Electrical

Mains Supply
230 Vac 50 Hz

Power Socket (included)
Correct 2 or 3 Pin Plug fitted for each country

Mains Lead (included)
2 Metre Coiled Lead

Options

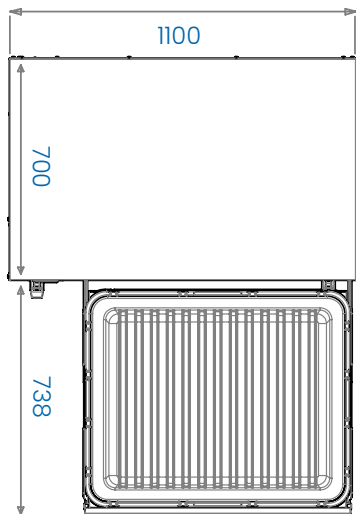
A+ Fridge above standard drawer - code: [AVS2](#) or standard above A+ fridge drawer - code: [VAS2](#)

PREP STATION + SOLID WORKTOP (W)	High castor base (HC)		Standard castor base (C)		Small castor base (SC)		Rollers & feet base (R)		Small rollers & feet base (SR)		Locking roller base (L)		Small locking roller base (SL)	
Finished height	971 mm	VAS2/HCW AVS2/HCW	900 mm	VAS2/CW AVS2/CW	879 mm	VAS2/SCW AVS2/SCW	855 mm	VAS2/RW AVS2/RW	845 mm	VAS2/SRW AVS2/SRW	855 mm	VAS2/LW AVS2/LW	845 mm	VAS2/SLW AVS2/SLW
Load-bearing capacity	137 kg		214 kg		439 kg		240 kg		241 kg		213 kg		213 kg	

For full options please see our [Drawer Customising](#) and [Accessories](#) pages

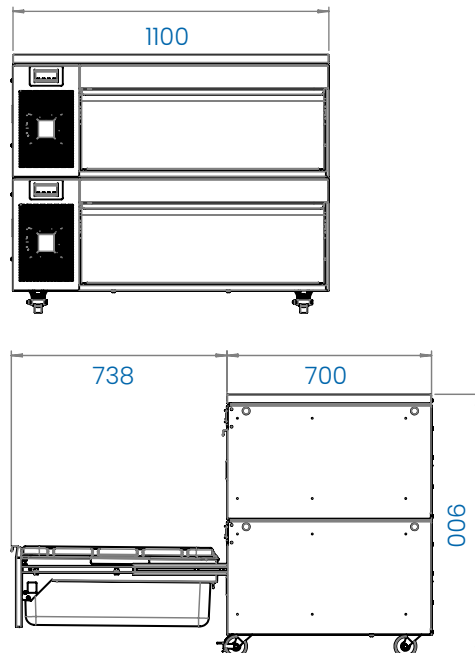
Plan View

Combo prep station ([VAS2 & AVS2](#))
With open drawer



Elevation

Combo counter prep station ([VAS2 & AVS2](#))
Standard castors (C)
Solid worktop (W)
[VAS2/CW & AVS2/CW](#)



Tops



Double Drawer Module



Base

